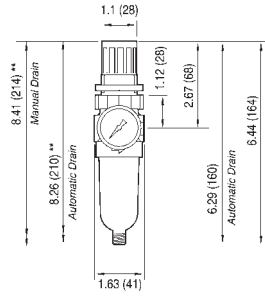


B07 Carded Miniature Filter/Regulators

Features:

- pressure range 5-100 PSI
- relieving type
- 5 micron element
- 1 oz. reservoir
- push to lock adjusting knob
- inlet pressure **150 PSI** maximum
- maximum temperature: **125°F (52°C)**
- supplied with a GC620 gauge
- bowl guard not available
- transparent bowl



Pneumatic
Accessories

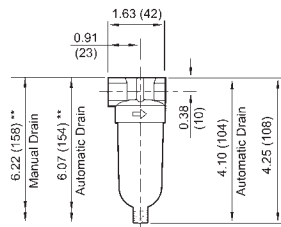
Port Size	Flow (SCFM)	Automatic Drain Part #	Manual Drain Part #
1/4"	14	B07-202AGC	B07-202MGC

** minimum clearance required to remove bowl

SCFM ratings given at 150 PSIG inlet pressure.

F07 Miniature Filters

- 5 micron element
- 1 oz. reservoir
- inlet pressure **150 PSI** maximum
- maximum temperature: **125°F (52°C)**
- transparent bowl



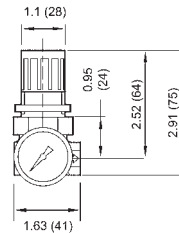
Port Size	Flow (SCFM)	Automatic Drain Part #	Manual Drain Part #
1/8"	19	F07-100A	F07-100M
1/4"	24	F07-200A	F07-200M

** minimum clearance to remove bowl

SCFM ratings given at 90 PSIG inlet pressure.

R07 Miniature Regulators

- pressure range 5-100 PSI
- relieving type
- inlet pressure **300 PSI** max.
- maximum temperature: **150°F (66°C)**
- regulation at flows up to 22 SCFM at 100 PSIG
- RG models supplied with a GC620 gauge
- panel nut not included

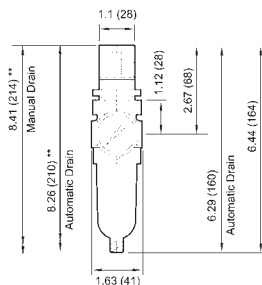


Port Size	Flow (SCFM)	with Gauge Part #	without Gauge Part #
1/8"	14	R07-100RG	R07-100R
1/4"	15	R07-200RG	R07-200R

SCFM ratings given at 100 PSIG inlet pressure.

B07 Miniature Filter / Regulators

- pressure range 5-100 PSI
- relieving type
- 5 micron element
- 1 oz. reservoir
- push to lock adjusting knob
- inlet pressure **150 PSI** maximum
- maximum temperature: **125°F (52°C)**
- supplied with a GC620 gauge
- bowl guard not available
- transparent bowl



Port Size	Flow (SCFM)	Automatic Drain Part #	Manual Drain Part #
1/8"	13	B07-102AG	B07-102MG
1/4"	24	B07-202AG	B07-202MG

** minimum clearance to remove bowl

SCFM ratings given at 150 PSIG inlet pressure.